

Producer to Consumer Fun

Producer to Consumer Facts

- A producer is someone who grows or makes something to be sold.
- A farmer is a producer.
- A consumer is someone who buys goods.
- Goods are something that have been produced (food, clothing, toys, etc.).
- A factory is a place where workers process resources into goods.
- Factories have special machines to process “goods.”
- Factories sell goods to markets or stores.
- Trucks transport goods from the factory to the markets and stores.
- People shop at the market or stores to buy “goods” they need.



Producer to Consumer Fun Activities

1. Visit a farm and find out what is produced there.
2. Tour a factory. Learn about what they make and where it goes.
3. Go on a scavenger hunt at a local store and identify products made from milk.
4. Have a tasting party of dairy foods. Be sure to include things like cottage cheese, yogurt, etc.
5. Graph your favorite milk products.

Book List

- Gibbons, Gail. *The Milk Makers*. Aladdin Paperbacks, 1987.
- Kalman, Bobbie. *Hurray for Dairy Farming!* Crabtree Publishing, 1997.
- Peterson, Cris. *Extra Cheese, Please!: Mozzarella's Journey from Cow to Pizza*. Boyds Mills, 1994.
- Sloat, Teri. *Farmer Brown Sheers His Sheep*. DK Publishing, 2000.

Producer to Consumer Sites

<http://tjunior.thinkquest.org/3901>

The Econopolis site gives a brief, easy-to-understand definition of producer, consumer, goods, services, and supply and demand.

<http://www.got-milk.com>


Where does milk come from? This site gives you interesting information about the process of getting milk.


<http://www.moomilk.com>

Take a virtual tour of the “Milk Story.”

<http://www.idahoforests.org/kids1.htm>

Visit the Idaho Forests Kid’s site to discover products that come from trees and learn how paper is made.






Which milk product do you like best?


8

Producer to Consumer




Milk is used to make cheese.

6




Farmer Moo milks Daisy.

3



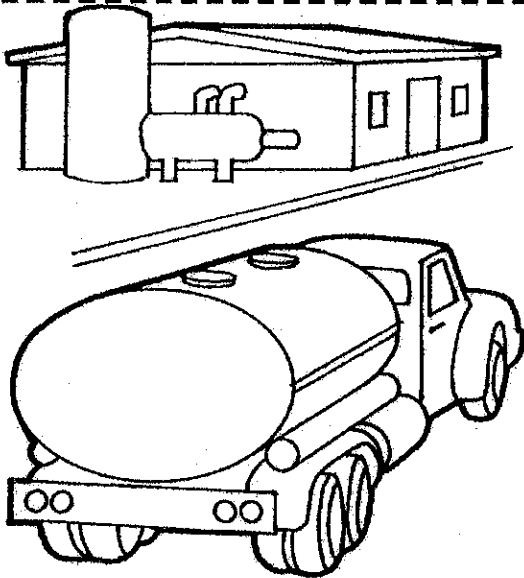
This is Farmer Moo and his dairy cow, Daisy.

2



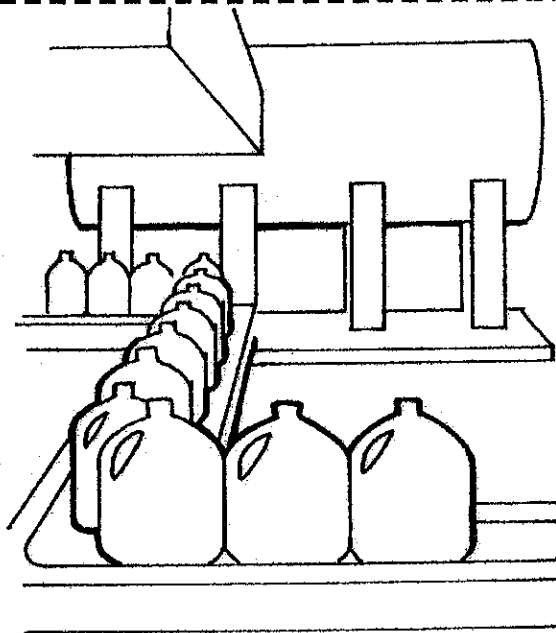
Milk is used to make butter and other dairy products.

7



A special truck takes the milk to a factory.

4



Special machines are used to get the milk ready for people to use.

5



Producer to Consumer Pattern

Cow's Head

Teacher Directions: Copy the pattern onto white construction paper. Use with pages 58, 59, and 60.

Directions

1. Color the cow's spots black.
2. Cut out the pattern.



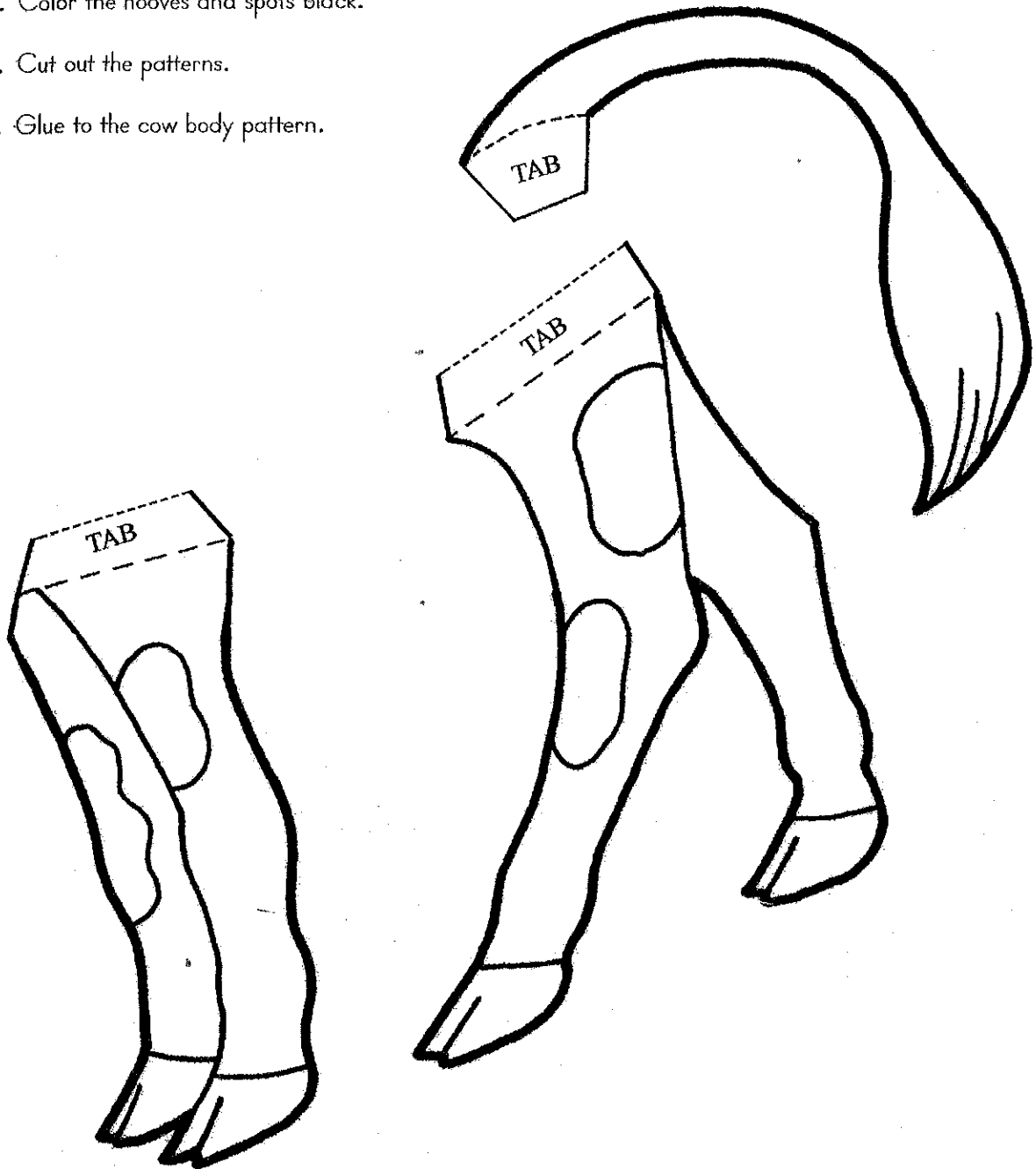
Producer to Consumer Pattern

Cow's Tail and Legs

Teacher Directions: Copy the pattern onto white construction paper. Use with pages 57, 58, and 60.

Directions

1. Color the hooves and spots black.
2. Cut out the patterns.
3. Glue to the cow body pattern.



Producer to Consumer Pattern

Cow's Body

Teacher Directions: Copy the pattern onto white construction paper. Use with pages 57, 59, and 60.

Directions

1. Color the cow's spots black.
2. Cut out the pattern.
3. Attach the body to the head.



Producer to Consumer Pattern

Dairy Products

Teacher Directions: Copy the pattern onto white construction paper. Each child needs 4-12 inch pieces of yarn. Use with pages 57, 58, and 59.

Directions

1. Color the patterns.
2. Cut out the patterns.
3. Tape one piece of yarn to the top of each dairy product.
4. Tape the other end of the yarn to the bottom of the cow's body.

